

# Thank You!

I hope you and your students enjoy this resource.

If your class benefits from these activities, you may be interested in the full resource [here](#). I have sets for alphabetizing to the 1<sup>st</sup> letter, 2<sup>nd</sup> letter, and 3<sup>rd</sup> letter.

With the purchased sets, you'll get:

- **12 Alphabetizing Lists**
  - (4) 5- word lists (Cut-and-Paste & Write the Words)
  - (4) 7-word lists (Cut-and-Paste & Write the Words)
  - (4) 9-word lists (Cut-and-Paste & Write the Words)
- **24 Challenge Cards**
  - (4) Find the Error (5-Word Lists)
  - (4) Find the Error (6-Word Lists)
  - (4) Find the Error (7-Word Lists)
  - (4) Complete the List (Add 2 Words)
  - (4) Complete the List (Add 3 Words)
  - (4) Complete the List (Add 4 Words)
- **Full-Size Recording Sheets**
- **Alphabet Strips** (for student use)
- **Answer Keys**

**\*\* NO LIST FROM THIS FREEBIE IS USED IN THE PAID RESOURCES.**

## Tips for Use:

The alphabetizing practice pages include two options: cut-and-paste or writing the words.

- Cut and paste pages allow students to manipulate the words before gluing them in place. They are also useful for students with writing difficulties.
- Writing pages
  - a. Easier: Words can still be cut apart, manipulated, then written
  - b. Challenge: Students transfer the words without cutting them out.

This resource also includes Challenge Task Cards.

- Cards 1-2 – “Find the Error”
  - Each list is alphabetized *except* for one word that is out of order. When the word is removed, the list will be correct.
  - Have the students find the word to be removed and record it on the answer sheet.
- Cards 3-4 – “Complete the List”
  - These cards stretch the students’ thinking by having them add words that would correctly fit into the empty spaces. They must pay attention to the word before and after the blanks to maintain ABC order. *Answers will vary.* The answer key provides a list of beginning letters that can be used to help with scoring the sheets.

### Recording Sheets

- They are pre-numbered so challenge cards can be mixed for practice without having to worry about students misnumbering their answers and to make scoring easier.

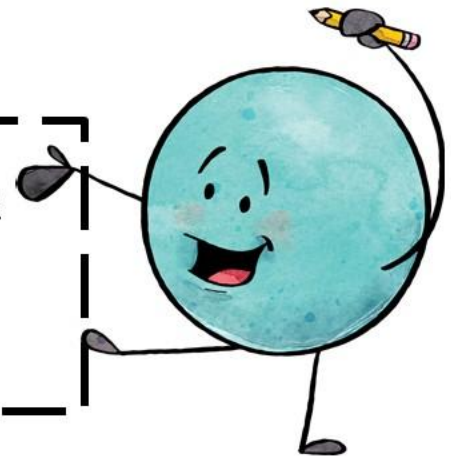
## Differentiation:

- Choose the number of words that meet the needs of your students—some may need to start with fewer words, while others may be ready to move ahead to longer lists.
- Allow students to use the alphabet strips as they learn alphabetical order. For students who are ready, remove the lists to make the tasks a mental challenge.
- Some students may need to work with partners.
- Allow students to use dictionaries for the “Complete the List” challenge cards. (Many online dictionaries offer the option for searching for words that “begin with” certain letters.)

## TERMS OF USE:

The contents of this resource are the property of Snips and Snails and licensed to you only for personal use as a single user. I retain the copyright and reserve all rights to this product.

If you have any questions, please feel free to contact me.



### THE ORIGINAL PURCHASER MAY:

You may use this resource in your own classroom for your students and/or **personal use** within your family.

You can purchase additional licenses for other teacher to use this resource at a great discount.

You may post/assign the contents of this resource in a **secure online site** such as Google Classroom, Seesaw, and similar platforms. The platform must only be accessible by YOUR students and/or their guardians. It may NOT be accessed publicly.

You may use this resource in small scale tutoring operations. (Not Outschool or similar.)

You may contact me with questions about special circumstances.

### THE ORIGINAL PURCHASER MAY NOT:

You may not claim this work as your own, alter the files in any way, or remove copyright/watermarks.

You may not sell the files or combine them into another unit for sale or fee.

You may not share the contents of this resource with colleagues, within your district, or with anyone not explicitly permitted in these terms.

You may not post, upload, or store this resource on local/accessible hard drives, shared file systems, intranets, or the like for others outside of YOUR classroom to access.

You may not use this resource partially or in its entirety for any commercial purposes or activities to generate revenue (including on Outschool or similar teaching platforms).

Name \_\_\_\_\_



# Alphabetizing Practice



1. Cut out the words.



2. Glue the words in alphabetical order in the boxes on the left side of the page.

well

talk

how

make

left

Name \_\_\_\_\_



# Alphabetizing Practice


1. \_\_\_\_\_

2. \_\_\_\_\_

3. \_\_\_\_\_

4. \_\_\_\_\_

5. \_\_\_\_\_



1. Read the words below.



2. Write the words in alphabetical order on the lines on the left side of the page.

well

talk

how

make

left

Name \_\_\_\_\_

2

# Alphabetizing Practice



1. Cut out the words.



2. Glue the words in alphabetical order in the boxes on the left side of the page.

same

black

ant

like

west

rang

play

Name \_\_\_\_\_

2

# Alphabetizing Practice

1. \_\_\_\_\_

2. \_\_\_\_\_


3. \_\_\_\_\_

4. \_\_\_\_\_

5. \_\_\_\_\_

6. \_\_\_\_\_

7. \_\_\_\_\_



1. Read the words below.



2. Write the words in alphabetical order on the lines on the left side of the page.

same

black

ant

like

west

rang

play

## Challenge # 1

One of the words is out of order. If the word is removed, the list will be alphabetized correctly. Find the word and write it on the answer sheet.

job  
name  
lock  
trick  
under



## Challenge # 2

One of the words is out of order. If the word is removed, the list will be alphabetized correctly. Find the word and write it on the answer sheet.

dome  
glass  
mark  
jump  
lamp  
plan



## Challenge # 3


The list is not complete! Add words in the spaces to finish the list. Remember! The words you choose must be in alphabetical order.

five

ink

mask

rush




## Challenge # 4

The list is not complete! Add words in the spaces to finish the list. Remember! The words you choose must be in alphabetical order.

clean


hard

mop






Name \_\_\_\_\_



# RECORDING SHEET

CARD #	WORD	WORD	WORD	WORD
1				
2				
3				
4				

Name \_\_\_\_\_



# RECORDING SHEET

CARD #	WORD	WORD	WORD	WORD
1				
2				
3				
4				

Name Answer Key



# Alphabetizing Practice

how

left

make

talk

well



1. Cut out the words.



2. Glue the words in alphabetical order in the boxes on the left side of the page.

well

talk

how

make

left

Name Answer Key

2

## Alphabetizing Practice

ant

black

like

play

rang

same

west



1. Cut out the words.



2. Glue the words in alphabetical order in the boxes on the left side of the page.

same

black

ant

like


west

rang

play

Name Answer Key

Answers for 3 & 4 will vary BUT the word should begin with one of the letters listed in box. \*\*\*If the letters have asterisks, the words the students write should be in alphabetical order.




## RECORDING SHEET

CARD #	WORD	WORD	WORD	WORD
1	name			
2	mark			
3	j, k, l	n, o, p, q		
4	d, e, f ***	d, e, f ***	i, j, k, l	

Name Answer Key

Answers for 3 & 4 will vary BUT the word should begin with one of the letters listed in box. \*\*\*If the letters have asterisks, the words the students write should be in alphabetical order.



## RECORDING SHEET

CARD #	WORD	WORD	WORD	WORD
1	name			
2	mark			
3	j, k, l	n, o, p, q		
4	d, e, f ***	d, e, f ***	i, j, k, l	